

HIGH VOLTAGE AC POWER CERAMIC CAPACITORS



FEATURES

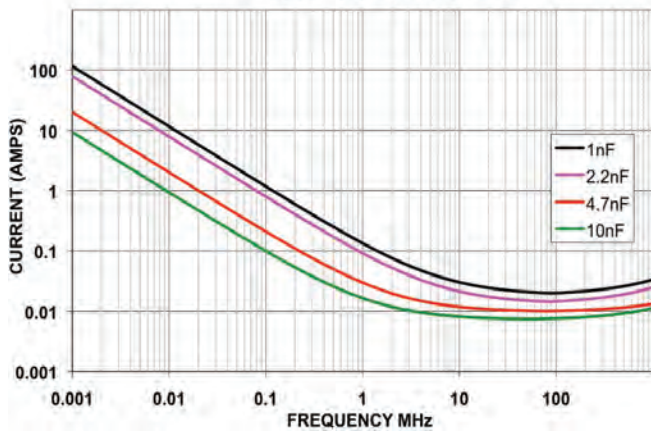
- Optimized for Power Handling
- Superior Lead-free Solder Reflow Performance: MSL=1.0
- Green / ROHS Compliant
- Polyterm[®] Terminations available

TYPICAL POWER RATINGS VS CHIP SIZE		
EIA Size	JDI Size	Rated Power
1206	R18	0.08 W
1210	S41	0.20 W
1812	S43	0.40 W

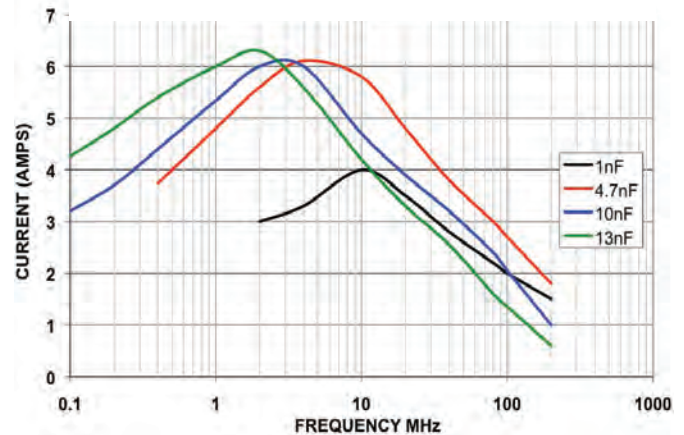
APPLICATIONS

- Superior Film Cap Replacement
- Florescent and HID Lighting Ballasts
- Industrial Controls • Networking

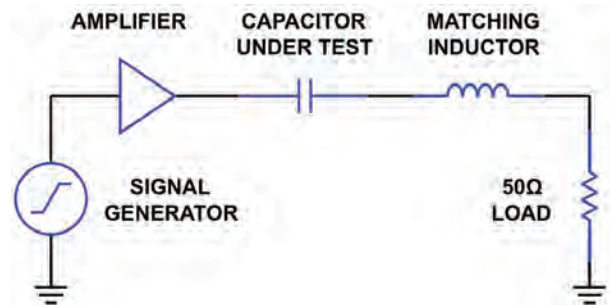
TYPICAL ESR 1KV 1812 NPO



TYPICAL RIPPLE CURRENT 1KV 1812 NPO



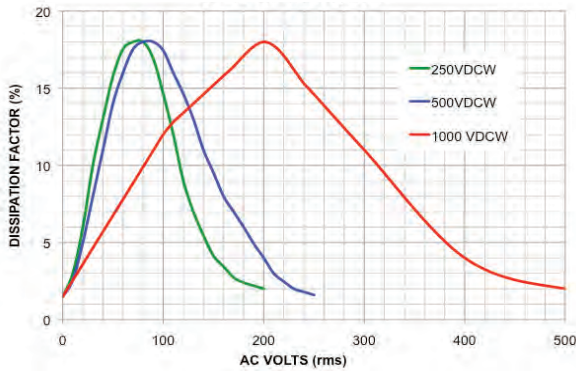
Ripple current calculation data was obtained using the test circuit shown with 50 ohm load. Typical ripple current values were calculated based on the power level at a given frequency required to raise the capacitor's temperature by 50 °C (from 25°C ambient to 75°C.)



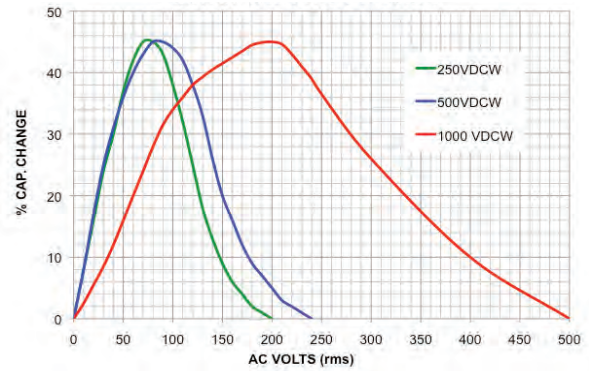
HIGH VOLTAGE AC POWER CERAMIC CAPACITORS






DISSIPATION FACTOR VS AC VOLTS, X7R



CAPACITANCE VS AC VOLTS, X7R

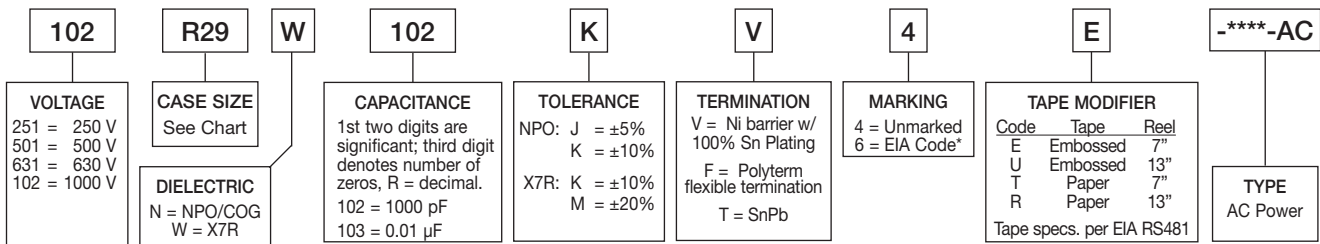


Please refer to General MLC Specification for complete electrical characteristics at johansondielectrics.com

	CAPACITOR SIZE		RATED VOLTAGE		AVAILABLE CAPACITANCE			
			DC	AC	NPO Dielectric		X7R Dielectric	
					Minimum	Maximum	Minimum	Maximum
R18/1206 	L	.125 ±.010 (3.17 ±.25)	250 VDC	141 Vrms	-	-	1000 pF	0.068 µF
	W	.062 ±.010 (1.57 ±.25)	500 VDC	283 Vrms	10 pF	1500 pF	1000 pF	0.027 µF
	T	.067 Max. (1.70)	630 VDC	356 Vrms	10 pF	1200 pF	1000 pF	0.010 µF
	E/B	.020 ±.010 (0.51±.25)	1000 VDC	566 Vrms	10 pF	1000 pF	100 pF	5600 pF
S41/1210 	L	.125 ±.010 (3.18 ±.25)	250 VDC	141 Vrms	-	-	1000 pF	0.120 µF
	W	.095 ±.010 (2.41 ±.25)	500 VDC	283 Vrms	10 pF	3900 pF	1000 pF	0.047 µF
	T	.080 Max. (2.03)	630 VDC	356 Vrms	10 pF	2700 pF	1000 pF	0.027 µF
	E/B	.020 ±.010 (0.51±.25)	1000 VDC	566 Vrms	10 pF	1800 pF	100 pF	0.010 µF
S43/1812 	L	.180 ±.010 (4.57 ±.25)	250 VDC	141 Vrms	-	-	0.010 µF	0.220 µF
	W	.125 ±.010 (3.17 ±.25)	500 VDC	283 Vrms	100 pF	8200 pF	1000 pF	0.150 µF
	T	.110 Max. (2.80)	630 VDC	356 Vrms	100 pF	6800 pF	1000 pF	0.100 µF
	E/B	.025 ±.015 (0.64±.38)	1000 VDC	566 Vrms	10 pF	5600 pF	1000 pF	0.022 µF

HOW TO ORDER

Part number written: 102R18W102KV4E-****-AC



Johanson Dielectrics, Inc. reserves the right to make design and price changes without notice. All sales are subject to the terms and conditions printed on the back side of our sales order acknowledgment forms, including a limited warranty and remedies for non-conforming goods or defective goods. We will be pleased to provide a copy of these terms and conditions for your review.