


Large Size Capacitor Chips 500 - 5,000 VDC






KEY FEATURES

- Rated Working Voltages from 500 to 5,000 VDC
- Low ESR Ceramic Out-performs Tantalums
- Compact MLC Designs Smaller Than Film or Disc
- MIL-PRF-55681 & Hi-Rel Screened Versions Available
- Custom Sizes, Voltages, and Values Available

APPLICATIONS

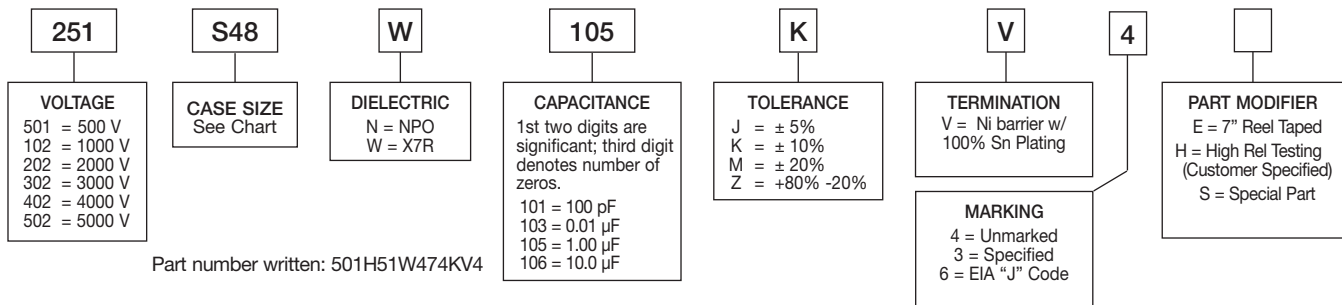
- Power Supplies
- Voltage Multipliers
- Data Isolation
- Surge Protection
- Industrial Control Circuits
- Custom Applications

MAXIMUM CAPACITANCE VS DC VOLTAGE RATING

S49 / 1825			500 V	1K V	2K V	3K V	4K V	5K V	
 L .180 ±.010 W .250 ±.010 T .140 Max. E/B .025 ±.015	Inches	(mm)	NPO	183	123	562	222	122	391
			X7R	334	393	153	822	202	821
S47 / 2220			500 V	1K V	2K V	3K V	4K V	5K V	
 L .225 ±.015 W .200 ±.015 T .150 Max. E/B .025 ±.015	Inches	(mm)	NPO	183	153	562	272	152	471
			X7R	334	563	273	103	222	152
S48 / 2225			500 V	1K V	2K V	3K V	4K V	5K V	
 L .225 ±.010 W .255 ±.015 T .160 Max. E/B .025 ±.015	Inches	(mm)	NPO	273	183	822	332	182	681
			X7R	474	683	393	153	562	152





Available capacitance values include the following significant retma values and their multiples:
 1.0 1.2 1.5 1.8 2.2 2.7 3.3 3.9 4.7 5.6 6.8 8.2 (1.0 = 1.0, 10, 100, 1000, etc.)

HOW TO ORDER



Large Size Capacitor Chips 50 - 5,000 VDC

MAXIMUM CAPACITANCE VS DC VOLTAGE RATING

			500 V	1K V	2K V	3K V	4K V	5K V	
H42 / 1515									
	Inches (mm)								
	L	.150 ±.015 (3.81 ±.38)	NPO	472	152	681	471	271	101
	W	.150 ±.015 (3.81 ±.38)	X7R	683	223	103	222	102	331
	T	.150 Max. (3.81 Max)							
E/B	.025 ±.015 (0.64±.38)								
H47 / 2520									
	Inches (mm)								
	L	.250 ±.018 (6.35 ±.46)	NPO	123	332	152	102	561	221
	W	.200 ±.015 (5.08 ±.38)	X7R	224	473	223	472	222	681
	T	.150 Max. (3.81 Max)							
E/B	.025 ±.015 (0.64±.38)								
H51 / 3530									
	Inches (mm)								
	L	.350 ±.035 (8.89 ±.89)	NPO	333	682	332	222	122	471
	W	.300 ±.030 (7.62 ±.76)	X7R	564	104	473	103	472	152
	T	.200 Max (5.08 Max)							
E/B	.025 ±.015 (0.64±.38)								
H54 / 3640									
	Inches (mm)								
	L	.360 ± .030 (9.14 ± .76)	NPO	393	822	332	222	152	681
	W	.400 ± .030 (10.16 ±.76)	X7R	824	224	563	473	153	822
	T	.200 Max (5.08 Max)							
E/B	.025 ±.015 (0.64±.38)								

Available capacitance values include the following significant retma values and their multiples:
 1.0 1.2 1.5 1.8 2.2 2.7 3.3 3.9 4.7 5.6 6.8 8.2 (1.0 = 1.0, 10, 100, 1000, etc.)
 Consult factory for sizes, values, & voltages not shown.

ELECTRICAL CHARACTERISTICS

Meets the standard NPO & X7R dielectric specifications listed in our current catalog except:

Dielectric Withstanding Voltage DWV = 750 VDC for 500 WVDC rated units,
 DWV = 945 VDC for 630 WVDC rated units,
 DWV = 1.2 X rated WVDC for ratings ≥ 1,000 WVDC

NOTE: Circuit applications above 1KVDC may require surface coating to prevent external arcing.

